



**PARAG
FANS & COOLING
SYSTEMS LTD.**

CIN: U51102MP1991PLC006760

Date: 23.04.2021

To,
The Metropolitan Stock Exchange of India Ltd (MSEI)
Vibgyor Towers, 4th Floor,
Plot No C 62, G-Block,
Opp. Trident Hotel, Bandra- Kurla Complex,
Mumbai 400098

Dear Sir/Madam,


Sub: Shareholding pattern under Regulation 31 of SEBI (Listing Obligations and Disclosure Requirements) Regulations, 2015 for the quarter and year ended on 31st March, 2021.

With reference to the above subject matter, we hereby submit you the shareholding pattern of the company for the quarter and year ended on 31st March, 2021 as required under Reg. 31 of SEBI (Listing Obligations and Disclosure Requirements) Regulations, 2015, a copy of the same is enclosed herewith.

You are requested to please take the same on your record

Thanking you,
Yours Faithfully,

FOR, PARAG FANS AND COOLING SYSTEMS LIMITED


UMESH NAMBIAR
WHOLE TIME DIRECTOR
DIN: 02566355



Format of holding of specified securities

1.0 Name of Listed Entity: PARAG FANS AND COOLING SYSTEMS LTD.

2.0 Scrip Code/Name of Scrip/Class of Security:- 0

Share Holding Pattern Filed under: Reg. 31(1)(a)/Reg. 31(1)(b)/Reg. 31(1)(c)

a. If under 31(1)(b) then indicate the report for Quarter ending 31/03/2021

b. If under 31(1)(c) then indicate date of allotment/extinguishment

4.0 Declaration: The Listed entity is required to submit the following declaration to the extent of submission of information:-

	Particulars	Yes	No
1	Whether the Listed Entity has issued any partly paid up shares?		NO
2	Whether the Listed Entity has issued any Convertible Securities or Warrants?		NO
3	Whether the Listed Entity has any shares against which depository receipts are issued?		NO
4	Whether the Listed Entity has any shares in locked-in?	YES	
5	Whether any shares held by promoters are pledge or otherwise encumbered?		NO

* If the Listed Entity selects the option 'No' for the questions above, the columns for the partly paid up shares, Outstanding Convertible Securities/Warrants, depository receipts, locked-in shares, No of shares pledged or otherwise encumbered by promoters, as applicable, shall not be displayed at the time of dissemination on the Stock Exchange website. Also wherever there is 'No' declared by Listed Entity in above table the values will be considered as 'Zero' by default on submission of the format of holding of specified securities.

5.0 The tabular format for disclosure of holding of specified securities is as follows:-




Cate- gory (i)	Category of shareholder (ii)	Nos. of sharehold- ers(iii)	No. of fully paid up equity shares held(iv)	No. of partly paid up equity shares held(v)	No. of shares underlying Depository Receipts(vi)	Total nos. shares held (vii)	Shareholding as a % of total no. of shares (calculated as per SCRR,1957) (viii)	Number of voting rights held in each class of securities			No. of Shares Underlying Outstanding convertible securities (including Warrants) (x)	Shareholding as a % assuming full conversion of convertible securities(as a percentage of diluted shares capital)(xi)	Number of Locked in shares (xii)		Number of Shares Pledged or other wise encumbered (xiii)		Number of equity shares held in dematerialized form (xiv)
								No of Eq. Share	Class Eq. Share	Total % of (a+b+c)			No.(a) as a % of Total shares held (b)	No.(a) as a % of Total shares held (b)			
(A)	Promoter & Promoter Group	3	3413770	0	0	3413770	65.40	0	0	0	0	65.40	3413770	100.00	0	0.00	3413770
(B)	Public	213	1577430	0	0	1577430	31.60	0	0	0	0	31.60	0	0.00	0	0.00	2600
(C)	Non Promoter Non Public	0	0	0	0	0	0.00	0	0	0	0	0.00	0	0.00	0	0.00	0
(C1)	Shares underlying DRs	0	0	0	0	0	0.00	0	0	0	0	0.00	0	0.00	0	0.00	0
(C2)	Shares Held by Employee Trusts	0	0	0	0	0	0.00	0	0	0	0	0.00	0	0.00	0	0.00	0
GRAND TOTAL :		216	4991200	0	0	4991200	100.00	0	0	0	0	100	3413770	68.40	0	0.00	3416370



PARAG FANS AND COOLING SYSTEMS LTD.

Table II - Statement showing shareholding pattern of the Promoter and Promoter Group

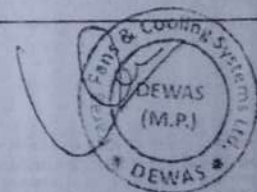
Category & Name of the shareholders (i)	PAN(ii)	Nos. of sharehold ers(iii)	No. of fully paid up equity shares held(iv)	No. of partly paid up equity shares held(v)	No. of shares underlying Depository Receipts(vi)	Total nos. shares held (vii)	Shareholding as a % of total no. of shares (calculated as per SCRR, 1957) (viii)	Number of voting rights held in each class of securities			No. of Shares Underlying convertible securities (including Warrants) (x)	Shareholding as a % assuming full conversion of convertible securities(as a percentage of diluted shares capital)(xi)	Number of Locked in shares (xii)	Number of Shares Pledged or other wise encumbered (xiii)		Number of equity shares held in dematerialized form (xiv)
								No of Class Eq. Share	Voting Rights Class Eq. Share	Total % of (a+b+c)		No.(a) as a % of Total shares held (b)	No.(a) as a % of Total shares held (b)			
(1) Indian																
(A) Individuals / Hindu Undivided Family																
SANDEEP SURENDRAKUMAR BADIJATIA	ABUPB3068N		2347799	0	0	2347799	47.04	0	0	0	0	47.04	2347799 100.00	0	0.00	2347799
(B) Central Government / State Government(s)																
(C) Financial Institution / Banks																
(D) Any Other (Specify)																
BODIES CORPORATE																
IMPACT PROJECTS AND CONSULTANTS PRIVATE LIMITED	AADCB3537P		665971	0	0	665971	13.34	0	0	0	0	13.34	665971 100.00	0	0.00	665971
IMPACT FANS & COOLING SYSTEMS LTD	AACC15105P		400000	0	0	400000	8.01	0	0	0	0	8.01	400000 100.00	0	0.00	400000
Sub Total (A)		3	3413770	0	0	3413770	68.40	0	0	0	0	68.40	3413770 100.00	0	0.00	3413770
(2) Foreign																
(A) Individuals (Non Resident Individuals / Foreign Individuals)																
(B) Government																
(C) Institutions																
(D) Foreign Portfolio Investor																




Category & Name of the shareholders (i)	PAN(ii)	Nos. of shareholders (iii)	No. of fully paid up equity shares held (iv)	No. of partly paid up equity shares held (v)	No. of shares underlying Depository Receipts (vi)	Total nos. shares held (vii)	Shareholding as a % of total no. of shares (calculated as per SCRR, 1957) (viii)	Number of voting rights held in each class of securities			No. of Shares Underlying Outstanding convertible securities (including Warrants) (x)	Shareholding as a % assuming full conversion of convertible securities (as a percentage of diluted shares capital) (xi)	Number of Locked in shares (xii)		Number of Shares Pledged or otherwise encumbered (xiii)		Number of equity shares held in dematerialized form (xiv)	
								No of Class Eq. Share	Voting Rights Class Eq. Share	Total % of (a+b+c)			No. (a)	as a % of Total shares held (b)	No. (c)	as a % of Total shares held (d)		
(E) Any Other (Specify)																		
BODIES CORPORATE																		
Sub Total (B)		0																
Total Shareholding of Promoter and Promoter Group		3	3413770	0	0	3413770	68.40	0	0	0	0	68.40	3413770	100.00	0	0.00	3413770	




Category & Name of the shareholders (i)	PAN(ii)	Nos. of shareholders(iii)	No. of fully paid up equity shares held(iv)	No. of partly paid up equity shares held(v)	No. of shares underlying Depository Receipts(vi)	Total nos. shares held (vii)	Shareholding as a % of total no. of shares (calculated as per SCRR,1957 (viii))			Number of voting rights held in each class of securities		No. of Shares Underlying Outstanding convertible securities (including Warrants) (x)	Shareholding as a % assuming full conversion of convertible securities(as a percentage of diluted shares capital)(xi)	Number of Locked in shares (xii)		Number of Shares Pledged or other wise encumbered (xiii)		Number of equity shares held in dematerialized form (xiv)	
							(calculated as per SCRR,1957 (viii))	Class Eq. Share	Class Eq. Share	Total as a % of (a+b+c)	No. (a)			as a % of Total shares held (b)	No. (a)	as a % of Total shares held (b)			
(I) Institutions																			
(A) Mutual Funds		0	0	0	0	0	0.00	0	0	0	0	0	0.00	0	0.00	0	0.00	0	0
(B) Venture Capital Funds		0	0	0	0	0	0.00	0	0	0	0	0	0.00	0	0.00	0	0.00	0	0
(C) Alternate Investment Funds																			
(D) Foreign Venture Capital Investors		0	0	0	0	0	0.00	0	0	0	0	0	0.00	0	0.00	0	0.00	0	0
(E) Foreign Portfolio Investors		0	0	0	0	0	0.00	0	0	0	0	0	0.00	0	0.00	0	0.00	0	0
(F) Financial Institutions / Banks		2	109300	0	0	109300	2.19	0	0	0	0	0	2.19	0	0.00	0	0.00	0	0
MPPC CAPITAL MARKETS			100000	0	0	100000	2.00	0	0	0	0	0	2.00	0	0.00	0	0.00	0	0
(G) Insurance Companies		0	0	0	0	0	0.00	0	0	0	0	0	0.00	0	0.00	0	0.00	0	0




Category & Name of the shareholders (i)	PAN(ii)	Nos. of shareholders(iii)	No. of fully paid up equity shares held(iv)	No. of partly paid up equity shares held(v)	No. of shares underlying Depository Receipts(vi)	Total nos. shares held (vii)	Shareholding as a % of total no. of shares (calculated as per SCRR,1957 (viii))	Number of voting rights held in each class of securities			No. of Shares Underlying Outstanding convertible securities (including Warrants) (x)	Shareholding as a % assuming full conversion of convertible securities(as a percentage of diluted shares capital)(xi)	Number of Locked in shares (xii)		Number of Shares Pledged or other wise encumbered (xiii)		Number of equity shares held in dematerialized form (xiv)	
								Class No of Eq. Share	Class No of Eq. Share	Total % of (a+b+c)			No.(a) as a % of Total shares held (b)	No.(a) as a % of Total shares held (b)				
(H) Provident Funds / Pension Funds																		
(I) Any Other (Specify)		0	0	0	0	0	0.00	0	0	0	0	0.00	0	0.00	0	0.00	0	0
FOREIGN INSTITUTIONAL INVESTORS		0	0	0	0	0	0.00	0	0	0	0	0.00	0	0.00	0	0.00	0	0
Sub Total (A)		2	109300	0	0	109300	2.19	0	0	0	0	2.19	0	0.00	0	0.00	0	0
(2) Central Government / State Government(s)/ President Of India		0	0	0	0	0	0.00	0	0	0	0	0.00	0	0.00	0	0.00	0	0
Sub Total (B)		0	0	0	0	0	0.00	0	0	0	0	0.00	0	0.00	0	0.00	0	0
(3) Non- Institutions																		
(A) Individuals - I. Individual Shareholders holding nominal share capital up to Rs. 2 lakhs		198	137120	0	0	137120	2.75	0	0	0	0	2.75	0	0.00	0	0.00	2600	



Category & Name of the shareholders (i)	PAN(ii)	Nos. of shareholders(iii)	No. of fully paid up equity shares held(iv)	No. of partly paid up equity shares held(v)	No. of shares underlying Depository Receipts(vi)	Total nos. shares held (vii)	Shareholding as a % of total no. of shares (calculated as per SCRR, 1957 (viii))		Number of voting rights held in each class of securities		No. of Shares Underlying Outstanding convertible securities (including Warrants) (x)	Shareholding as a % assuming full conversion of convertible securities (as a percentage of diluted shares capital)(xi)	Number of Locked in shares (xii)		Number of Shares Pledged or other wise encumbered (xiii)		Number of equity shares held in dematerialized form (xiv)	
							(calculated as per SCRR, 1957 (viii))	Class Eq. Share	Class Eq. Share	Total as a % of (a+b+c)			No.(a)	as a % of Total shares held (b)	No.(a)	as a % of Total shares held (b)		
(B) II. Individual Shareholders holding nominal share capital in excess Of Rs. 2 lakhs																		
		1	196760	0	0	196760	3.94	0	0	0	0	3.94	0	0.00	0	0.00	0	0
PANKAJ BHARGAVA			196760	0	0	196760	3.94	0	0	0	0	3.94	0	0.00	0	0.00	0	0
(C) NBFCs Registered with RBI																		
(D) Employee Trusts																		
(E) Overseas Depositories (holding DRs) (Balancing figure)																		
(F) Any Other (Specify)																		
(G) BODIES CORPORATE																		
		8	295000	0	0	295000	5.91	0	0	0	0	5.91	0	0.00	0	0.00	0	0
PRIYANKA FINCAP PVT. LTD.			254800	0	0	254800	5.11	0	0	0	0	5.11	0	0.00	0	0.00	0	0



Category & Name of the shareholders (i)	PAN(ii)	Nos. of sharehold-ers(iii)	No. of fully paid up equity shares held(iv)	No. of partly paid up equity shares held(v)	No. of shares underlying Depository Receipts(vi)	Total nos. shares held (vii)	Shareholding as a % of total no. of shares (calculated as per SCRR, 1957 (viii))	Number of voting rights held in each class of securities			No. of Shares Outstanding convertible securities (including Warrants) (x)	Shareholding as a % assuming full conversion of convertible securities as a percentage of diluted shares capital(xi)	Number of Locked in shares (xii)	Number of Shares Pledged or other wise encumbered (xiii)		Number of equity shares held in dematerialized form (xiv)	
								No of	Voting Rights	Total as a % of (a+b+c)		No. (a) as a % of Total shares held (b)	No. (a) as a % of Total shares held (b)				
(H) NRI & OCB		4	839250	0	0	839250	16.81	0	0	0	0	16.81	0	0.00	0	0.00	0
VIMAL C.SODHANI			452250	0	0	452250	9.06	0	0	0	0	9.06	0	0.00	0	0.00	0
DINESH SEETHA			287000	0	0	287000	5.75	0	0	0	0	5.75	0	0.00	0	0.00	0
NALINI SEETHA			50000	0	0	50000	1.00	0	0	0	0	1.00	0	0.00	0	0.00	0
RAMKUNWAR SODHANI			50000	0	0	50000	1.00	0	0	0	0	1.00	0	0.00	0	0.00	0
(I) Clearing Member		0	0	0	0	0	0.00	0	0	0	0	0.00	0	0.00	0	0.00	0
(J) Any Other (Specify)		0	0	0	0	0	0.00	0	0	0	0	0.00	0	0.00	0	0.00	0
Foreign National		0	0	0	0	0	0.00	0	0	0	0	0.00	0	0.00	0	0.00	0
Sub Total (C)		211	1468130	0	0	1468130	29.41	0	0	0	0	29.41	0	0.00	0	0.00	2600
Total Public Shareholding (B)= (B)(1)+(B)(2)+(B)(3)		213	1577430	0	0	1577430	31.60	0	0	0	0	31.60	0	0.00	0	0.00	2600



PARAG FANS AND COOLING SYSTEMS LTD.

Table IV - Statement showing shareholding pattern of the Non Promoter Non Public shareholder

Category & Name of the shareholders (i)	PAN(ii)	Nos. of shareholders(iii)	No. of fully paid up equity shares held(iv)	No. of partly paid up equity shares held(v)	No. of shares underlying Depository Receipts(vi)	Total nos. shares held (vii)	Shareholding as a % of total no. of shares (calculated as per SCRR,1957) (viii)	Number of voting rights held in each class of securities			No. of Shares Underlying Outstanding convertible securities (including Warrants) (x)	Shareholding as a % assuming full conversion of convertible securities(as a percentage of diluted shares capital)(xi)	Number of Locked in shares (xii)	Number of Shares Pledged or other wise encumbered (xiii)	Number of equity shares held in dematerialized form (xiv)
								No of	Voting Rights	Total as a % of (a+b+c)			No.(a) as a % of Total shares held (b)	No.(a) as a % of Total shares held (b)	
								Class	Class						
								Eq.	Eq.						
								Share	Share						

(1) Custodian/DR Holder

(A) Name of DR Holder (if available)

(2) Employee Benefit Trust (under SEBI (Share based Employee Benefit) Regulations ,2014)





Table V - Statement showing details of significant beneficial owners (SBOs)

Sr.No	Details of the SBO (I)			Details of the registered owner (II)			Details of holding/exercise of right of the SBO in the reporting company, whether direct or indirect: (III)	Date of creation / acquisition of significant beneficial interest (IV)
	Name	PAN/Passport no. in case of a foreign national	Nationality	Name	PAN/Passport no. in case of a foreign national	Nationality		
1	SANDEEP SURENDRAKUMAR	ABUPB3068N	INDIAN	IMPACT PROJECTS AND CONSULTANTS PRIVATE LIMITED	AADCB3537F	INDIAN	Whether by virtue of:	
				IMPACT FANS & COOLING SYSTEMS LTD	AACCIS105P	INDIAN		
							Shares	68.40
							Voting rights	68.40
							Rights on distributable dividend or any other distribution	68.40
							Exercise of control	
							Exercise of significant influence	



PNO /CLIENT ID	NAME	PAN	NO OF SHARES	WARRANT
Financial Institutions / Banks				
	MPEC CAPITAL MARKETS	218	100000	0
	STOCK HOLDING CORPORATION OF INDIA LTD.	1226	9300	0
TOTAL RECORDS	2		109300	0
II. Individual Shareholders holding nominal share capital in excess Of Rs. 2 lakhs				
	PAÑKAJ BHARGAVA	1	196760	0
TOTAL RECORDS	1		196760	0
BODIES CORPORATE				
	PRIYANKA FINCAP PVT. LTD.	1292	254800	0
	CANAAN INTERNATIONAL CREDICAP LTD.	1122	23300	0
	NIYATI LEASING LIMITED	1231	9000	0
	NAVİN & ASSOCIATES	1230	2800	0
	ENAM SECURITIES PVT.LTD.	1121	2300	0
	CAPMAN FINANCIALS LTD.	1224	1500	0
	AMIT SECURITIES LTD.	1223	1000	0
	ASIAN MACHINERY & EQUIPMENT P.LTD.	1120	300	0
TOTAL RECORDS	8		295000	0
NRI & OCB				
	VIMAL C.SODHANI	139	452250	0
	DINESH SEETHA	900001	287000	0
	NALINI SEETHA	900003	50000	0
	RAMKUNWAR SODHANI	900002	50000	0
TOTAL RECORDS	4		839250	0

