



**PARAG
FANS & COOLING
SYSTEMS LTD.**

CIN: U51102MP1991PLC006760

Date: 18/07/2020

To,
The Metropolitan Stock Exchange of India Ltd (MSEI)
Vibgyor Towers, 4th Floor,
Plot No C 62, G-Block,
Opp. Trident Hotel, Bandra- Kurla Complex,
Mumbai 400098

Dear Sir/Madam,

Sub: Shareholding pattern under Regulation 31 of SEBI (Listing Obligations and Disclosure Requirements) Regulations, 2015 for the quarter ended on 30th June, 2020.


With reference to the above subject matter, we hereby submit you the shareholding pattern of the company for the Quarter ended on 30th June, 2020 as required under Reg. 31 of SEBI (Listing Obligations and Disclosure Requirements) Regulations, 2015, a copy of the same is enclosed herewith.

You are requested to please take the same on your record

Thanking you,
Yours Faithfully,

FOR, PARAG FANS AND COOLING SYSTEMS LIMITED

UMESH NAMBIAR
WHOLE TIME DIRECTOR
DIN: 02566355



Regd. Office and Works:
Plot no. 1/2B & 1B/3A, Industrial Area No. 1, A. B. Road, Dewas-455 001 (M.P.) India,
Ph: ++91-7272-425100, 425102 Fax: ++91-7272-400273


Format of holding of specified securities

- 1.0 Name of Listed Entity: PARAG FANS AND COOLING SYSTEMS LTD.
2.0 Scrip Code/Name of Scrip/Class of Security :- 0
3.0 Share Holding Pattern Filed under: Reg. 31(1)(a)/Reg. 31(1)(b)/Reg.31(1)(c)
a. If under 31(1)(b) then indicate the report for Quarter ending 30/06/2020
b. If under 31(1)(c) then indicate date of allotment/extinguishment
4.0 Declaration: The Listed entity is required to submit the following declaration to the extent of submission of information:-

	Particulars	Yes	No
1	Whether the Listed Entity has issued any partly paid up shares?		NO
2	Whether the Listed Entity has issued any Convertible Securities or Warrants?		NO
3	Whether the Listed Entity has any shares against which depository receipts are issued?		NO
4	Whether the Listed Entity has any shares in locked-in?	YES	
5	Whether any shares held by promoters are pledge or otherwise encumbered?		NO

* If the Listed Entity selects the option 'No' for the questions above, the columns for the partly paid up shares, Outstanding Convertible Securities/Warrants, depository receipts, locked-in shares, No of shares pledged or otherwise encumbered by promoters, as applicable, shall not be displayed at the time of dissemination on the Stock Exchange website. Also wherever there is 'No' declared by Listed Entity in above table the values will be considered as 'Zero' by default on submission of the format of holding of specified securities.

5.0 The tabular format for disclosure of holding of specified securities is as follows:-



Category (i)	Category of shareholder (ii)	Nos. of shareholders (iii)	No. of fully paid up equity shares held (iv)	No. of partly paid up equity shares held (v)	No. of shares underlying Depository Receipts (vi)	Total nos. shares held (vii)	Shareholding as a % of total no. of shares (calculated as per SCRR, 1957) (viii)	Number of voting rights held in each class of securities			No. of Shares Underlying Outstanding convertible securities (including Warrants) (x)	Shareholding as a % assuming full conversion of convertible securities (as a percentage of diluted shares capital) (xi)	Number of Locked in shares (xii)		Number of Shares Pledged or other wise encumbered (xiii)		Number of equity shares held in dematerialized form (xiv)
								No of Class Eq. Share	Voting Class Eq. Share	Rights Total			Total as a % of (a+b+c)	No.(a)	as a % of Total shares held (b)	No.(a)	
(A)	Promoter & Promoter Group	3	2813770	0	0	2813770	64.08	0	0	0	0	64.08	900000	31.99	0	0.00	2813770
(B)	Public	213	1577430	0	0	1577430	35.92	0	0	0	0	35.92	0	0.00	0	0.00	2600
(C)	Non Promoter Non Public	0	0	0	0	0	0.00	0	0	0	0	0.00	0	0.00	0	0.00	0
(C1)	Shares underlying DRs	0	0	0	0	0	0.00	0	0	0	0	0.00	0	0.00	0	0.00	0
(C2)	Shares Held by Employee Trusts	0	0	0	0	0	0.00	0	0	0	0	0.00	0	0.00	0	0.00	0
GRAND TOTAL :		216	4391200	0	0	4391200	100.00	0	0	0	0	100	900000	20.50	0	0.00	2816370





Table II - Statement showing shareholding pattern of the Promoter and Promoter Group

Category & Name of the shareholders (i)	PAN(ii)	Nos. of shareholders(iii)	No. of fully paid up equity shares held(iv)	No. of partly paid up equity shares held(v)	No. of shares underlying Depository Receipts(vi)	Total nos. shares held (vii)	Shareholding as a % of total no. of shares (calculated as per SCRR,1957) (viii)	Number of voting rights held in each class of securities			No. of Shares Underlying Outstanding convertible securities (including Warrants) (x)	Shareholding as a % assuming full conversion of convertible securities(as a percentage of diluted shares capital)(xi)	Number of Locked in shares (xii)		Number of Shares Pledged or otherwise encumbered (xiii)		Number of equity shares held in dematerialized form (xiv)	
								No of Class Eq. Share	Voting Rights Class Eq. Share	Total as a % of (a+b+c)			No.(a)	as a % of Total shares held (b)	No.(a)	as a % of Total shares held (b)		
(1) Indian																		
(A) Individuals / Hindu Undivided Family																		
SANDEEP SURENDRAKUMAR BADJATIA	ABUPB3068N		1947799	0	0	1947799	44.36	0	0	0	0	44.36	700000	35.94	0	0.00	1947799	
(B) Central Government / State Government(s)																		
(C) Financial Institution / Banks																		
(D) Any Other (Specify)																		
BODIES CORPORATE																		
IMPACT PROJECTS AND CONSULTANTS PRIVATE LIMITED	AADCB3537F		665971	0	0	665971	15.17	0	0	0	0	15.17	0	0.00	0	0.00	665971	
IMPACT FANS & COOLING SYSTEMS LTD	AACCIS105P		200000	0	0	200000	4.55	0	0	0	0	4.55	200000	100.00	0	0.00	200000	
Sub Total (A)		3	2813770	0	0	2813770	64.08	0	0	0	0	64.08	900000	31.99	0	0.00	2813770	
(2) Foreign																		
(A) Individuals (Non Resident Individuals / Foreign Individuals)																		
(B) Government																		
(C) Institutions																		
(D) Foreign Portfolio Investor																		



Category & Name of the shareholders (i)	PAN(ii)	Nos. of shareholders(iii)	No. of fully paid up equity shares held(iv)	No. of partly paid up equity shares held(v)	No. of shares underlying Depository Receipts(vi)	Total nos. shares held (vii)	Shareholding as a % of total no. of shares (calculated as per SCRR,1957) (viii)	Number of voting rights held in each class of securities			No. of Shares Underlying Outstanding convertible securities (including Warrants) (x)	Shareholding as a % assuming full conversion of convertible securities(as a percentage of diluted shares capital)(xi)	Number of Locked in shares (xii)	Number of Shares Pledged or other wise encumbered (xiii)	Number of equity shares held in dematerlized form (xiv)		
								No of Class Eq. Share	Voting Rights Class Eq. Share	Total % of (a+b+c)		No.(a) as a % of Total shares held (b)	No.(a) as a % of Total shares held (b)				
(E) Any Other (Specify)																	
BODIES CORPORATE																	
Sub Total (B)		0															
Total Shareholding of Promoter and Promoter Group		3	2813770	0	0	2813770	64.08	0	0	0	0	64.08	900000	31.99	0	0.00	2813770






Table III - Statement showing shareholding pattern of the Public shareholder


Category & Name of the shareholders (i)	PAN(ii)	Nos. of shareholders(iii)	No. of fully paid up equity shares held(iv)	No. of partly paid up equity shares held(v)	No. of shares underlying Depository Receipts(vi)	Total nos. shares held (vii)	Shareholding as a % of total no. of shares (calculated as per SCRR, 1957 (viii))		Number of voting rights held in each class of securities		Total as a % of (a+b+c)	No. of Shares Underlying Outstanding convertible securities (including Warrants) (x)	Shareholding as a % assuming full conversion of convertible securities(as a percentage of diluted shares capital)(xi)	Number of Locked in shares (xii)		Number of Shares Pledged or other wise encumbered (xiii)		Number of equity shares held in dematerialized form (xiv)	
							No of shares	Class Eq. Share	Class Eq. Share	Total				No.(a)	as a % of Total shares held (b)	No.(a)	as a % of Total shares held (b)		
(I) Institutions																			
(A) Mutual Funds		0	0	0	0	0	0.00	0	0	0	0	0	0.00	0	0.00	0	0.00	0	0.00
(B) Venture Capital Funds		0	0	0	0	0	0.00	0	0	0	0	0	0.00	0	0.00	0	0.00	0	0.00
(C) Alternate Investment Funds																			
(D) Foreign Venture Capital Investors		0	0	0	0	0	0.00	0	0	0	0	0	0.00	0	0.00	0	0.00	0	0.00
(E) Foreign Portfolio Investors		0	0	0	0	0	0.00	0	0	0	0	0	0.00	0	0.00	0	0.00	0	0.00
(F) Financial Institutions / Banks		2	109300	0	0	109300	2.49	0	0	0	0	0	2.49	0	0.00	0	0.00	0	0.00
MPFC CAPITAL MARKETS			100000	0	0	100000	2.28	0	0	0	0	0	2.28	0	0.00	0	0.00	0	0.00
(G) Insurance Companies		0	0	0	0	0	0.00	0	0	0	0	0	0.00	0	0.00	0	0.00	0	0.00



Category & Name of the shareholders (i)	PAN(ii)	Nos. of shareholders(iii)	No. of fully paid up equity shares held(iv)	No. of partly paid up equity shares held(v)	No. of shares underlying Depository Receipts(vi)	Total nos. shares held (vii)	Shareholding as a % of total no. of shares (calculated as per SCRR, 1957 (viii))	Number of voting rights held in each class of securities			Total as a % of (a+b+c)	No. of Shares Underlying Outstanding convertible securities (including Warrants) (x)	Shareholding as a % assuming full conversion of convertible securities(as a percentage of diluted shares capital)(xi)	Number of Locked in shares (xii)		Number of Shares Pledged or other wise encumbered (xiii)		Number of equity shares held in dematerialized form (xiv)
								No of Class Eq. Share	Voting Rights Class Eq. Share	Total			No.(a)	as a % of Total shares held (b)	No.(a)	as a % of Total shares held (b)		
(H) Provident Funds / Pension Funds																		
(I) Any Other (Specify)		0	0	0	0	0	0.00	0	0	0	0	0	0.00	0	0.00	0	0.00	0
FOREIGN INSTITUTIONAL INVESTORS		0	0	0	0	0	0.00	0	0	0	0	0	0.00	0	0.00	0	0.00	0
Sub Total (A)		2	109300	0	0	109300	2.49	0	0	0	0	0	2.49	0	0.00	0	0.00	0
(2) Central Government / State Government(s)/ President Of India		0	0	0	0	0	0.00	0	0	0	0	0	0.00	0	0.00	0	0.00	0
Sub Total (B)		0	0	0	0	0	0.00	0	0	0	0	0	0.00	0	0.00	0	0.00	0
(3) Non- Institutions																		
(A) Individuals - I. Individual Shareholders holding nominal share capital up to Rs. 2 lakhs		198	137120	0	0	137120	3.12	0	0	0	0	0	3.12	0	0.00	0	0.00	2600



Category & Name of the shareholders (i)	PAN(ii)	Nos. of shareholders(iii)	No. of fully paid up equity shares held(iv)	No. of partly paid up equity shares held(v)	No. of shares underlying Depository Receipts(vi)	Total nos. shares held (vii)	Shareholding as a % of total no. of shares (calculated as per SCRR,1957 (viii))	No of Class Eq. Share	Voting Rights Class Eq. Share	Number of voting rights held in each class of securities Total % of (a+b+c)	No. of Shares Underlying Outstanding convertible securities (including Warrants) (x)	Shareholding as a % assuming full conversion of convertible securities(as a percentage of diluted shares capital)(xi)	Number of Locked in shares (xii) No.(a) as a % of Total shares held (b)	Number of Shares Pledged or other wise encumbered (xiii) No.(a) as a % of Total shares held (b)	Number of equity shares held in dematerlized form (xiv)	
(B) II. Individual Shareholders holding nominal share capital in excess Of Rs. 2 lakhs		1	196760	0	0	196760	4.48	0	0	0	0	4.48	0	0.00	0	0.00
PANKAJ BHARGAVA			196760	0	0	196760	4.48	0	0	0	0	4.48	0	0.00	0	0.00
(C) NBFCs Registered with RBI																
(D) Employee Trusts																
(E) Overseas Depositories (holding DRs) (Balancing figure)																
(F) Any Other (Specify)																
(G) BODIES CORPORATE		8	295000	0	0	295000	6.72	0	0	0	0	6.72	0	0.00	0	0.00
PRIYANKA FINCAP PVT. LTD.			254800	0	0	254800	5.80	0	0	0	0	5.80	0	0.00	0	0.00



Category & Name of the shareholders (i)	PAN(ii)	Nos. of shareholders(iii)	No. of fully paid up equity shares held(iv)	No. of partly paid up equity shares held(v)	No. of shares underlying Depository Receipts(vi)	Total nos. shares held (vii)	Shareholding as a % of total no. of shares (calculated as per SCRR, 1957 (viii))	Number of voting rights held in each class of securities			No. of Shares Underlying Outstanding convertible securities (including Warrants) (x)	Shareholding as a % assuming full conversion of convertible securities(as a percentage of diluted shares capital)(xi)	Number of Locked in shares (xii)		Number of Shares Pledged or other wise encumbered (xiii)		Number of equity shares held in dematerlized form (xiv)
								No of Class Eq. Share	Voting Rights Total	Class Eq. Share			Total as a % of (a+b+c)	No.(a)	as a % of Total shares held (b)	No.(a)	
(H) NRI & OCB		4	839250	0	0	839250	19.11	0	0	0	0	19.11	0	0.00	0	0.00	0
VIMAL C.SODHANI			452250	0	0	452250	10.30	0	0	0	0	10.30	0	0.00	0	0.00	0
DINESH SEETHA			287000	0	0	287000	6.54	0	0	0	0	6.54	0	0.00	0	0.00	0
NALINI SEETHA			50000	0	0	50000	1.14	0	0	0	0	1.14	0	0.00	0	0.00	0
RAMKUNWAR SODHANI			50000	0	0	50000	1.14	0	0	0	0	1.14	0	0.00	0	0.00	0
(I) Clearing Member		0	0	0	0	0	0.00	0	0	0	0	0.00	0	0.00	0	0.00	0
(J) Any Other (Specify)		0	0	0	0	0	0.00	0	0	0	0	0.00	0	0.00	0	0.00	0
Foreign National		0	0	0	0	0	0.00	0	0	0	0	0.00	0	0.00	0	0.00	0
Sub Total (C)		211	1468130	0	0	1468130	33.43	0	0	0	0	33.43	0	0.00	0	0.00	2600
Total Public Shareholding (B)= (B)(1)+(B)(2)+(B)(3)		213	1577430	0	0	1577430	35.92	0	0	0	0	35.92	0	0.00	0	0.00	2600




Table IV - Statement showing shareholding pattern of the Non Promoter- Non Public shareholder

Category & Name of the shareholders (i)	PAN(ii)	Nos. of shareholders(iii)	No. of fully paid up equity shares held(iv)	No. of partly paid up equity shares held(v)	No. of shares underlying Depository Receipts(vi)	Total nos. shares held (vii)	Shareholding as a % of total no. of shares (calculated as per SCRR,1957) (viii)	Number of voting rights held in * each class of securities			No. of Shares Underlying Outstanding convertible securities (including Warrants) (x)	Shareholding as a % assuming full conversion of convertible securities(as a percentage of diluted shares capital)(xi)	Number of Locked in shares (xii)	Number of Shares Pledged or other wise encumbered (xiii)	Number of equity shares held in dematerialized form (xiv)
								No of Class Eq. Share	Voting Rights Class Eq. Share	Total % of (a+b+c)		No.(a) as a % of Total shares held (b)	No.(a) as a % of Total shares held (b)		
(1) Custodian/DR Holder															
(A) Name of DR Holder (if available)															
(2) Employee Benefit Trust (under SEBI (Share based Employee Benefit Regulations ,2014)															





Table V - Statement showing details of significant beneficial owners (SBOs)

Sr.No	Details of the SBO (I)			Details of the registered owner (II)			Details of holding/exrcise of right of the SBO in the reporting company, whether direct oot indirect: (III)	Date of creation / acquidition of significant beneficial interest (IV)
	Name	PAN/Passport no. in case of a foreign national	Nationality	Name	PAN/Passport no. in case of a foreign national	Nationality		

1 SANDEEP ABUPB3068N INDIAN
SURENDRAKUM
AR

IMPACT AADCB3537F INDIAN
PROJECTS AND
CONSULTANTS
PRIVATE
LIMITED
IMPACT FANS & AACCIS105P INDIAN
COOLING
SYSTEMS LTD

Shares	64.08
Voting rights	64.08
Rights on distributable dividend or any other distribution	64.08
Exercise of control	
Exercise of significant influenc	



FNO /CLIENT ID	NAME	PAN	NO OF SHARES	WARRANT
Financial Institutions / Banks				
	MPFC CAPITAL MARKETS	218	100000	0
	STOCK HOLDING CORPORATION OF INDIA LTD.	1226	9300	0
TOTAL RECORDS	2		109300	0
II. Individual Shareholders holding nominal share capital in excess Of Rs. 2 lakhs				
	PANKAJ BHARGAVA	1	196760	0
TOTAL RECORDS	1		196760	0
BODIES CORPORATE				
	PRIYANKA FINCAP PVT. LTD.	1292	254800	0
	CANAAN INTERNATIONAL CREDICAP LTD.	1122	23300	0
	NIYATI LEASING LIMITED	1231	9000	0
	NAVIN & ASSOCIATES	1230	2800	0
	ENAM SECURITIES PVT.LTD.	1121	2300	0
	CAPMAN FINANCIALS LTD.	1224	1500	0
	AMIT SECURITIES LTD.	1223	1000	0
	ASIAN MACHINERY & EQUIPMENT P.LTD.	1120	300	0
TOTAL RECORDS	8		295000	0
NRI & OCB				
	VIMAL C.SODHANI	139	452250	0
	DINESH SEETHA	900001	287000	0
	NALINI SEETHA	900003	50000	0
	RAMKUNWAR SODHANI	900002	50000	0
TOTAL RECORDS	4		839250	0

