



PARAG
FANS & COOLING
SYSTEMS LTD.

CIN: U51102MP1991PLC006760

Date: 12.10.2018

To,
The Metropolitan Stock Exchange of India Ltd (MSEI)
Vibgyor Towers, 4th Floor,
Plot No C 62, G-Block,
Opp. Trident Hotel, Bandra- Kurla Complex,
Mumbai 400098

Dear Sir/Madam,

Sub: Shareholding pattern under Regulation 31 of SEBI (Listing Obligations and Disclosure Requirements) Regulations, 2015 for the quarter ended on 30th June 2018.


With reference to the above subject matter, we hereby submit you the shareholding pattern of the company for the quarter ended on 30th September 2018 as required under Reg. 35 of SEBI (Listing Obligations and Disclosure Requirements) Regulations, 2015, a copy of the same is enclosed herewith.

You are requested to please take the same on your record

Thanking you,
Yours Faithfully,

FOR PARAG FANS AND COOLING SYSTEMS LIMITED

MR. UMESH NAMBIAR
WHOLE TIME DIRECTOR
DIN: 02566355




Format of holding of specified securities

- 1.0 Name of Listed Entity: PARAG FANS AND COOLING SYSTEMS LTD.
2.0 Scrip Code/Name of Scrip/Class of Security :- 0
3.0 Share Holding Pattern Filed under: Reg. 31(1)(a)/Reg. 31(1)(b)/Reg.31(1)(c)
a. If under 31(1)(b) then indicate the report for Quarter ending 29/09/2018
b. If under 31(1)(c) then indicate date of allotment/extinguishment
4.0 Declaration: The Listed entity is required to submit the following declaration to the extent of submission of information:-

	Particulars	Yes	No
1	Whether the Listed Entity has issued any partly paid up shares?		NO
2	Whether the Listed Entity has issued any Convertible Securities or Warrants?		NO
3	Whether the Listed Entity has any shares against which depository receipts are issued?		NO
4	Whether the Listed Entity has any shares in locked-in?		NO
5	Whether any shares held by promoters are pledge or otherwise encumbered?		NO

* If the Listed Entity selects the option 'No' for the questions above, the columns for the partly paid up shares, Outstanding Convertible Securities/Warrants, depository receipts, locked-in shares, No of shares pledged or otherwise encumbered by promoters, as applicable, shall not be displayed at the time of dissemination on the Stock Exchange website. Also wherever there is 'No' declared by Listed Entity in above table the values will be considered as "Zero" by default on submission of the format of holding of specified securities.

- 5.0 The tabular format for disclosure of holding of specified securities is as follows:-



PARAG FANS AND COOLING SYSTEMS LTD.

Table I - Summary Statement holding of specified securities

29/09/2018


Category (i)	Category of shareholder (ii)	Nos. of shareholders (iii)	No. of fully paid up equity shares held (iv)	No. of partly paid up equity shares held (v)	No. of shares underlying Depository Receipts (vi)	Total nos. shares held (vii)	Shareholding as a % of total no. of shares (calculated as per SCRR, 1957) (viii)	Number of voting rights held in each class of securities			No. of Shares Underlying Outstanding convertible securities (including Warrants) (x)	Shareholding as a % assuming full conversion of convertible securities (as a percentage of diluted shares capital) (xi)	Number of Locked in shares (xii)		Number of Shares Pledged or otherwise encumbered (xiii)		Number of equity shares held in dematerialized form (xiv)
								No of Class Eq. Share	Voting Rights Class Eq. Share	Total % of (a+b+c)			No.(a)	as a % of Total shares held (b)	No.(a)	as a % of Total shares held (b)	
(A)	Promoter & Promoter Group	2	1913770	0	0	1913770	54.82	0	0	0	0	54.82	0	0.00	0	0.00	1913770
(B)	Public	213	1577430	0	0	1577430	45.18	0	0	0	0	45.18	0	0.00	0	0.00	0
(C)	Non Promoter Non Public	0	0	0	0	0	0.00	0	0	0	0	0.00	0	0.00	0	0.00	0
(C1)	Shares underlying DRs	0	0	0	0	0	0.00	0	0	0	0	0.00	0	0.00	0	0.00	0
(C2)	Shares Held by Employee Trusts	0	0	0	0	0	0.00	0	0	0	0	0.00	0	0.00	0	0.00	0
GRAND TOTAL :		215	3491200	0	0	3491200	100.00	0	0	0	0	100	0	0.00	0	0.00	1913770




PARAG FANS AND COOLING SYSTEMS LTD.

Table II - Statement showing shareholding pattern of the Promoter and Promoter Group

Category & Name of the shareholders (i)	PAN(ii)	Nos. of sharehold-ers(iii)	No. of fully paid up equity shares held(iv)	No. of partly paid up equity shares held(v)	No. of shares underlying Depository Receipts(vi)	Total nos. shares held (vii)	Shareholding as a % of total no. of shares (calculated as per SCRR,1957) (viii)	Number of voting rights held in each class of securities			No. of Shares Underlying Outstanding convertible securities (including Warrants) (x)	Shareholding as a % assuming full conversion of convertible securities(as a percentage of diluted shares capital)(xi)	Number of Locked in shares (xii)		Number of Shares Pledged or other wise encumbered (xiii)		Number of equity shares held in dematerialized form (xiv)	
								No of Class Eq. Share	Voting Rights Class Eq. Share	Total % of (a+b+c)			No.(a)	as a % of Total shares held (b)	No.(a)	as a % of Total shares held (b)		
(1) Indian																		
(A) Individuals / Hindu Undivided Family																		
SANDEEP SURENDRAKUMAR BADJATIA	ABUPB3068N		1247799	0	0	1247799	35.74	0	0	0	0	35.74	0	0.00	0	0.00	1247799	
(B) Central Government / State Government(s)																		
(C) Financial Institution / Banks																		
(D) Any Other (Specify)																		
BODIES CORPORATE																		
IMPACT PROJECTS AND CONSULTANTS PRIVATE LIMITED	AADCB3537F		665971	0	0	665971	19.08	0	0	0	0	19.08	0	0.00	0	0.00	665971	
Sub Total (A)		2	1913770	0	0	1913770	54.82	0	0	0	0	54.82	0	0.00	0	0.00	1913770	
(2) Foreign																		
(A) Individuals (Non Resident Individuals / Foreign Individuals)																		
(B) Government																		
(C) Institutions																		
(D) Foreign Portfolio Investor																		
(E) Any Other (Specify)																		




Category & Name of the shareholders (i)	PAN(ii)	Nos. of shareholders(iii)	No. of fully paid up equity shares held(iv)	No. of partly paid up equity shares held(v)	No. of shares underlying Depository Receipts(vi)	Total nos. shares held (vii)	Shareholding as a % of total no. of shares (calculated as per SCRR,1957) (viii)	Number of voting rights held in each class of securities			Total as a % of (a+b+c)	No. of Shares Underlying Outstanding convertible securities (including Warrants) (x)	Shareholding as a % assuming full conversion of convertible securities(as a percentage of diluted shares capital)(xi)	Number of Locked in shares (xii)		Number of Shares Pledged or other wise encumbered (xiii)		Number of equity shares held in dematerialized form (xiv)	
								No of Eq. Share	Voting Rights Eq. Share	Total			No.(a)	as a % of Total shares held (b)	No.(a)	as a % of Total shares held (b)			
BODIES CORPORATE																			
Sub Total (B)		0																	
Total Shareholding of Promoter and Promoter Group		2	1913770	0	0	1913770	54.82	0	0	0	0	0	54.82	0	0.00	0	0.00	1913770	



PARAG FANS AND COOLING SYSTEMS LTD.

Table III - Statement showing shareholding pattern of the Public shareholder

Category & Name of the shareholders (i)	PAN(ii)	Nos. of shareholders(iii)	No. of fully paid up equity shares held(iv)	No. of partly paid up equity shares held(v)	No. of shares underlying Depository Receipts(vi)	Total nos. shares held (vii)	Shareholding as a % of total no. of shares (calculated as per SCRR,1957 (viii))			Number of voting rights held in each class of securities			No. of Shares Underlying Outstanding convertible securities (including Warrants) (x)	Shareholding as a % assuming full conversion of convertible securities(as a percentage of diluted shares capital)(xi)	Number of Locked in shares (xii)		Number of Shares Pledged or other wise encumbered (xiii)		Number of equity shares held in dematerialized form (xiv)	
							(a+b+c)	Class Eq. Share	Class Eq. Share	Total	No. of Voting Rights	Total as a % of (a+b+c)			No.(a)	as a % of Total shares held (b)	No.(a)	as a % of Total shares held (b)		
(I) Institutions																				
(A) Mutual Funds		0	0	0	0	0	0.00	0	0	0	0	0	0.00	0	0.00	0	0.00	0	0.00	0
(B) Venture Capital Funds		0	0	0	0	0	0.00	0	0	0	0	0	0.00	0	0.00	0	0.00	0	0.00	0
(C) Alternate Investment Funds																				
(D) Foreign Venture Capital Investors		0	0	0	0	0	0.00	0	0	0	0	0	0.00	0	0.00	0	0.00	0	0.00	0
(E) Foreign Portfolio Investors		0	0	0	0	0	0.00	0	0	0	0	0	0.00	0	0.00	0	0.00	0	0.00	0
(F) Financial Institutions / Banks		2	109300	0	0	109300	3.13	0	0	0	0	0	3.13	0	0.00	0	0.00	0	0.00	0
MPFC CAPITAL MARKETS			100000	0	0	100000	2.86	0	0	0	0	0	2.86	0	0.00	0	0.00	0	0.00	0
(G) Insurance Companies		0	0	0	0	0	0.00	0	0	0	0	0	0.00	0	0.00	0	0.00	0	0.00	0




Category & Name of the shareholders (i)	PAN(ii)	Nos. of shareholders(iii)	No. of fully paid up equity shares held(iv)	No. of partly paid up equity shares held(v)	No. of shares underlying Depository Receipts(vi)	Total nos. shares held (vii)	Shareholding as a % of total no. of shares (calculated as per SCRR,1957 (viii))	Number of voting rights held in each class of securities			No. of Shares Underlying Outstanding convertible securities (including Warrants) (x)	Shareholding as a % assuming full conversion of convertible securities(as a percentage of diluted shares capital)(xi)	Number of Locked in shares (xii)		Number of Shares Pledged or other wise encumbered (xiii)		Number of equity shares held in dematerialized form (xiv)	
								No of Voting Rights Total	Class Eq. Share	Class Eq. Share			No.(a) as a % of Total shares held (b)	No.(a) as a % of Total shares held (b)				
(H) Provident Funds / Pension Funds																		
(I) Any Other (Specify)		0	0	0	0	0	0.00	0	0	0	0	0.00	0	0.00	0	0.00	0	0
FOREIGN INSTITUTIONAL INVESTORS		0	0	0	0	0	0.00	0	0	0	0	0.00	0	0.00	0	0.00	0	0
Sub Total (A)		2	109300	0	0	109300	3.13	0	0	0	0	3.13	0	0.00	0	0.00	0	0
(2) Central Government / State Government(s)/ President Of India		0	0	0	0	0	0.00	0	0	0	0	0.00	0	0.00	0	0.00	0	0
Sub Total (B)		0	0	0	0	0	0.00	0	0	0	0	0.00	0	0.00	0	0.00	0	0
(3) Non- Institutions																		
(A) Individuals - I. Individual Shareholders holding nominal share capital up to Rs. 2 lakhs		198	137120	0	0	137120	3.93	0	0	0	0	3.93	0	0.00	0	0.00	0	0



Category & Name of the shareholders (i)	PAN(ii)	Nos. of shareholders(iii)	No. of fully paid up equity shares held(iv)	No. of partly paid up equity shares held(v)	No. of shares underlying Depository Receipts(vi)	Total nos. shares held (vii)	Shareholding as a % of total no. of shares (calculated as per SCRR,1957 (viii))	Number of voting rights held in each class of securities			No. of Shares Underlying Outstanding convertible securities (including Warrants) (x)	Shareholding as a % assuming full conversion of convertible securities(as a percentage of diluted shares capital)(xi)	Number of Locked in shares (xii)		Number of Shares Pledged or other wise encumbered (xiii)		Number of equity shares held in dematerialized form (xiv)	
								No of Voting Rights Total (a+b+c)	Class Eq. Share	Class Eq. Share			No.(a)	as a % of Total shares held (b)	No.(a)	as a % of Total shares held (b)		
(B) II. Individual Shareholders holding nominal share capital in excess Of Rs. 2 Lakhs																		
		1	196760	0	0	196760	5.64	0	0	0	0	5.64	0	0.00	0	0.00	0	0
PANKAJ BHARGAVA			196760	0	0	196760	5.64	0	0	0	0	5.64	0	0.00	0	0.00	0	0
(C) NBFCs Registered with RBI																		
(D) Employee Trusts																		
(E) Overseas Depositories (holding DRs) (Balanceing figure)																		
(F) Any Other (Specify)																		
(G) BODIES CORPORATE																		
		8	295000	0	0	295000	8.45	0	0	0	0	8.45	0	0.00	0	0.00	0	0
PRIYANKA FINCAP PVT LTD.			254800	0	0	254800	7.30	0	0	0	0	7.30	0	0.00	0	0.00	0	0



Category & Name of the shareholders (i)	PAN(ii)	Nos. of shareholders(iii)	No. of fully paid up equity shares held(iv)	No. of partly paid up equity shares held(v)	No. of shares underlying Depository Receipts(vi)	Total nos. shares held (vii)	Shareholding as a % of total no. of shares (calculated as per SCRR, 1957 (viii))			Number of voting rights held in each class of securities (Total as a % of (a+b+c))		No. of Shares Underlying Outstanding convertible securities (including Warrants) (x)	Shareholding as a % assuming full conversion of convertible securities(as a percentage of diluted shares capital)(xi)	Number of Locked in shares (xii)		Number of Shares Pledged or other wise encumbered (xiii)		Number of equity shares held in dematerialized form (xiv)
							No of Class Eq. Share	Voting Rights Class Eq. Share	Total	No.(a)	as a % of Total shares held (b)			No.(a)	as a % of Total shares held (b)			
(H) NRI & OCB		4	839250	0	0	839250	24.04	0	0	0	0	24.04	0	0.00	0	0.00	0	
VIMAL C.SODHANI			452250	0	0	452250	12.95	0	0	0	0	12.95	0	0.00	0	0.00	0	
DINESH SEETHA			287000	0	0	287000	8.22	0	0	0	0	8.22	0	0.00	0	0.00	0	
NALINI SEETHA			50000	0	0	50000	1.43	0	0	0	0	1.43	0	0.00	0	0.00	0	
RAMKUNWAR SODHANI			50000	0	0	50000	1.43	0	0	0	0	1.43	0	0.00	0	0.00	0	
(I) Clearing Member		0	0	0	0	0	0.00	0	0	0	0	0.00	0	0.00	0	0.00	0	
Sub Total (C)		211	1468130	0	0	1468130	42.05	0	0	0	0	42.05	0	0.00	0	0.00	0	
Total Public Shareholding (B)= (B)(1)+(B)(2)+(B)(3)		213	1577430	0	0	1577430	45.18	0	0	0	0	45.18	0	0.00	0	0.00	0	



PARAG FANS AND COOLING SYSTEMS LTD.


Table IV - Statement showing shareholding pattern of the Non Promoter- Non Public shareholder

Category & Name of the shareholders (i)	PAN(ii)	Nos. of shareholders(iii)	No. of fully paid up equity shares held(iv)	No. of partly paid up equity shares held(v)	No. of shares underlying Depository Receipts(vi)	Total nos. shares held (vii)	Shareholding as a % of total no. of shares (calculated as per SCRR,1957) (viii)	Number of voting rights held in each class of securities			No. of Shares Outstanding convertible securities (including Warrants) (x)	Shareholding as a % assuming full conversion of convertible securities(as a percentage of diluted shares capital)(xi)	Number of Locked in shares (xii)	Number of Shares Pledged or other wise encumbered (xiii)	Number of equity shares held in dematerialized form (xiv)
								No of	Voting Rights	Total as a % of (a+b+c)					

(1) Custodian/DR Holder

(A) Name of DR Holder (if available)

(2) Employee Benefit Trust (under SEBI (Share based Employee Benefit) Regulations ,2014)



FNO /CLIENT ID	NAME	PAN	NO OF SHARES	WARRANT
Financial Institutions / Banks				
218	MPFC CAPITAL MARKETS STOCK HOLDING CORPORATION OF INDIA LTD.		100000	0
1226			9300	0
TOTAL RECORDS	2		109300	0
II. Individual Shareholders holding nominal share capital in excess Of Rs. 2 lakhs				
1	PANKAJ BHARGAVA		196760	0
TOTAL RECORDS	1		196760	0
BODIES CORPORATE				
1292	PRIYANKA FINCAP PVT. LTD.		254800	0
1122	CANAAN INTERNATIONAL CREDICAP LTD.		23300	0
1231	NIYATI LEASING LIMITED		9000	0
1230	NAVIN & ASSOCIATES		2800	0
1121	ENAM SECURITIES PVT.LTD.		2300	0
1224	CAPMAN FINANCIALS LTD.		1500	0
1223	AMIT SECURITIES LTD.		1000	0
1120	ASIAN MACHINERY & EQUIPMENT P.LTD.		300	0
TOTAL RECORDS	8		295000	0
NRI & OCB				
139	VIMAL C.SODHANI		452250	0
900001	DINESH SEETHA		287000	0
900002	RAMKUNWAR SODHANI		50000	0
900003	NALINI SEETHA		50000	0
TOTAL RECORDS	4		839250	0

