



Category & Name of Category & Name of ory the shareholders (i)	PAN(ii)	Nos. of sharehold ers(iii)	No. of fully paid up equity shares held(iv)	No. of partly paid up equity shares held(v)	No. of shares underlying Depository Receipts(vi)	Total nos. shares held (vii)	Shareholding as a % of total no. of shares (calculated as per SCRR, 1957 (viii)		Number of voting rights held in each class of securities No of Voting Rights Total % of (a+b+c)		No. of Shares Underlying Outstanding convertible securities (including Warrants) (x)	Shareholding as a % assuming full conversion of convertible securities(as a percentage of diluted shares capital)(xi)	Number of Locked in shares (xii)		Number of Shares Pledged or other wise encumbered (xiii)		Number of equity shares held in dematerialized form (xiv)	
							Class Eq. Share	Class Eq. Share	No.(a)	as a % of Total shares held (b)			No.(a)	as a % of Total shares held (b)				
(B) II. Individual Shareholders holding nominal share capital in excess Of Rs. 2 lakhs																		
PANKAJ BHARGAVA		1	196760	0	0	196760	5.64	0	0	0	0	5.64	0	0.00	0	0.00	0	
(C) NBFCs Registered with RBI																		
(D) Employee Trusts																		
(E) Overseas Depositories (holding DRs) (Balanceing figure)																		
(F) Any Other (Specify)																		
(G) BODIES CORPORATE																		
PRIYANKA FINCAP PVT. LTD.		8	295000	0	0	295000	8.45	0	0	0	0	8.45	0	0.00	0	0.00	0	
			254800	0	0	254800	7.30	0	0	0	0	7.30	0	0.00	0	0.00	0	



Table IV - Statement showing shareholding pattern of the Non Promoter- Non Public shareholder

Category & Name of the shareholders (i)	PAN(ii)	Nos. of shareholders(iii)	No. of fully paid up equity shares held(iv)	No. of partly paid up equity shares held(v)	No. of shares underlying Depository Receipts(vi)	Total nos. shares held (vii)	Shareholding as a % of total no. of shares (calculated as per SCRR,1957 (viii)	Number of voting rights held in each class of securities No of Class Eq. Share Voting Rights Class Eq. Share Total	Total as a % of (a+b+c)	No. of Shares Outstanding (including Warrants) (x)	Shareholding as a % assuming full conversion of convertible securities(as a percentage of diluted shares capital)(xi)	Number of Locked in shares (xii) No.(a) as a % of Total shares held (b)	Number of Shares Pledged or other wise encumbered (xiii) No.(a) as a % of Total shares held (b)	Number of equity shares held in dematerialized form (xiv)
---	---------	---------------------------	---	---	--	------------------------------	--	---	-------------------------	--	---	--	--	---

(1) Custodian/DR Holder

(A) Name of DR Holder (if available)

(2) Employee Benefit Trust (under SFBI (Share based Employee Benefit) Regulations ,2014)



FNO /CLIENT ID	NAME	PAN	NO OF SHARES	WARRANT
<b>Financial Institutions / Banks</b>				
218	MPPC CAPITAL MARKETS		100000	0
1226	STOCK HOLDING CORPORATION OF INDIA LTD.		9300	0
<b>TOTAL RECORDS</b>	<b>2</b>		<b>109300</b>	<b>0</b>
<b>II. Individual Shareholders holding nominal share capital in excess Of Rs. 2 lakhs</b>				
1	PANKAJ BHARGAVA		196760	0
<b>TOTAL RECORDS</b>	<b>1</b>		<b>196760</b>	<b>0</b>
<b>BODIES CORPORATE</b>				
1292	PRIYANKA FINCAP PVT. LTD.		254800	0
1122	CANAAN INTERNATIONAL CREDICAP LTD.		23300	0
1231	NIYATI LEASING LIMITED		9000	0
1230	NAVIN & ASSOCIATES		2800	0
1121	ENAM SECURITIES PVT.LTD.		2300	0
1224	CAPMAN FINANCIALS LTD.		1500	0
1223	AMIT SECURITIES LTD.		1000	0
1120	ASIAN MACHINERY & EQUIPMENT P.LTD.		300	0
<b>TOTAL RECORDS</b>	<b>8</b>		<b>295000</b>	<b>0</b>
<b>NRI &amp; OCB</b>				
139	VIMAL C.SODHANI		452250	0
900001	DINESH SEETHA		287000	0
900002	RAMKUNWAR SODHANI		50000	0
900003	NALINI SEETHA		50000	0
<b>TOTAL RECORDS</b>	<b>4</b>		<b>839250</b>	<b>0</b>



Category & Name of the shareholders (i)	PAN(ii)	Nos. of shareholders (iii)	No. of fully paid up equity shares held (iv)	No. of partly paid up equity shares held (v)	No. of shares underlying Depository Receipts (vi)	Total nos. shares held (vii)	Shareholding as a % of total no. of shares (calculated as per SCRR, 1957 (viii))		Number of voting rights held in each class of securities		No. of Shares Underlying Outstanding convertible securities (including Warrants) (x)	Shareholding as a % assuming full conversion of convertible securities (as a percentage of diluted shares capital) (xi)	Number of Locked in shares (xii)		Number of Shares Pledged or other wise encumbered (xiii)		Number of equity shares held in dematerialized form (xiv)
							(calculated as per SCRR, 1957 (viii))	Class Eq. Share	Class Eq. Share	Total as a % of (a+b+c)			No. (a)	as a % of Total shares held (b)	No. (a)	as a % of Total shares held (b)	
(H) NRI & OCB		4	839250	0	0	839250	24.04	0	0	0	0	24.04	0	0.00	0	0.00	0
VIMAL C.SODHANI			452250	0	0	452250	12.95	0	0	0	0	12.95	0	0.00	0	0.00	0
DINESH SEETHA			287000	0	0	287000	8.22	0	0	0	0	8.22	0	0.00	0	0.00	0
NALINI SEETHA			50000	0	0	50000	1.43	0	0	0	0	1.43	0	0.00	0	0.00	0
RAMKUNWAR SODHANI			50000	0	0	50000	1.43	0	0	0	0	1.43	0	0.00	0	0.00	0
(I) Clearing Member		0	0	0	0	0	0.00	0	0	0	0	0.00	0	0.00	0	0.00	0
<b>Sub Total (C)</b>		<b>211</b>	<b>1468130</b>	<b>0</b>	<b>0</b>	<b>1468130</b>	<b>42.05</b>	<b>0</b>	<b>0</b>	<b>0</b>	<b>0</b>	<b>42.05</b>	<b>0</b>	<b>0.00</b>	<b>0</b>	<b>0.00</b>	<b>0</b>
<b>Total Public Shareholding (B) = (B)(1)+(B)(2)+(B)(3)</b>		<b>213</b>	<b>1577430</b>	<b>0</b>	<b>0</b>	<b>1577430</b>	<b>45.18</b>	<b>0</b>	<b>0</b>	<b>0</b>	<b>0</b>	<b>45.18</b>	<b>0</b>	<b>0.00</b>	<b>0</b>	<b>0.00</b>	<b>0</b>



Category & Name of the shareholders (i)	PAN(ii)	Nos. of shareholders(iii)	No. of fully paid up equity shares held(iv)	No. of partly paid up equity shares held(v)	No. of shares underlying Depository Receipts(vi)	Total nos. shares held (vii)	Shareholding as a % of total no. of shares (calculated as per SCRR, 1957) (viii)	Number of voting rights held in each class of securities			Total as a % of (a+b+c)	No. of Shares Underlying Outstanding convertible securities (including Warrants) (x)	Shareholding as a % assuming full conversion of convertible securities(as a percentage of diluted shares capital)(xi)	Number of Locked in shares (xii)	Number of Shares Pledged or other wise encumbered (xiii)		Number of equity shares held in dematerialized form (xiv)	
								Class Eq. Share	Class Eq. Share	Total			No.(a)	as a % of Total shares held (b)	No.(a)	as a % of Total shares held (b)		
<b>BODIES CORPORATE</b>																		
<b>Sub Total (B)</b>		<b>0</b>																
<b>Total Shareholding of Promoter and Promoter Group</b>		<b>2</b>	<b>1913770</b>	<b>0</b>	<b>0</b>	<b>1913770</b>	<b>54.82</b>	<b>0</b>	<b>0</b>	<b>0</b>	<b>0</b>	<b>0</b>	<b>54.82</b>	<b>0</b>	<b>0.00</b>	<b>0</b>	<b>0.00</b>	<b>1913770</b>



Table III - Statement showing shareholding pattern of the Public shareholder

Category & Name of the shareholders (i)	PAN(ii)	Nos. of shareholders(iii)	No. of fully paid up equity shares held(iv)	No. of partly paid up equity shares held(v)	No. of shares underlying Depository Receipts(vi)	Total nos. shares held (vii)	Shareholding as a % of total no. of shares (calculated as per SCRR, 1957 (viii))		Number of voting rights held in each class of securities		Total as a % of (a+b+c)	No. of Shares Underlying Outstanding convertible securities (including Warrants) (x)	Shareholding as a % assuming full conversion of convertible securities(as a percentage of diluted shares capital)(xi)	Number of Locked in shares (xii)		Number of Shares Pledged or other wise encumbered (xiii)		Number of equity shares held in dematerialized form (xiv)
							(a)	(b)	Class Eq. Share	Class Eq. Share				No.(a)	as a % of Total shares held (b)	No.(a)	as a % of Total shares held (b)	
(I) Institutions																		
(A) Mutual Funds		0	0	0	0	0	0.00	0	0	0	0	0	0.00	0	0.00	0	0.00	0
(B) Venture Capital Funds		0	0	0	0	0	0.00	0	0	0	0	0	0.00	0	0.00	0	0.00	0
(C) Alternate Investment Funds																		
(D) Foreign Venture Capital Investors		0	0	0	0	0	0.00	0	0	0	0	0	0.00	0	0.00	0	0.00	0
(E) Foreign Portfolio Investors		0	0	0	0	0	0.00	0	0	0	0	0	0.00	0	0.00	0	0.00	0
(F) Financial Institutions / Banks		2	109300	0	0	109300	3.13	0	0	0	0	0	3.13	0	0.00	0	0.00	0
MPFC CAPITAL MARKETS			100000	0	0	100000	2.86	0	0	0	0	0	2.86	0	0.00	0	0.00	0
(G) Insurance Companies		0	0	0	0	0	0.00	0	0	0	0	0	0.00	0	0.00	0	0.00	0


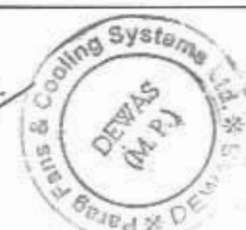




Table II - Statement showing shareholding pattern of the Promoter and Promoter Group

Category & Name of the shareholders (i)	PAN(ii)	Nos. of shareholders(iii)	No. of fully paid up equity shares held(iv)	No. of partly paid up equity shares held(v)	No. of shares underlying Depository Receipts(vi)	Total nos. shares held (vii)	Shareholding as a % of total no. of shares (calculated as per SCRR, 1957) (viii)	Number of voting rights held in each class of securities			No. of Shares Underlying Outstanding convertible securities (including Warrants) (x)	Shareholding as a % assuming full conversion of convertible securities(as a percentage of diluted shares capital)(xi)	Number of Locked in shares (xii)		Number of Shares Pledged or other wise encumbered (xiii)		Number of equity shares held in dematerialized form (xiv)	
								No of Class Eq. Share	Voting Rights Class Eq. Share	Total as a % of (a+b+c)			No.(a)	as a % of Total shares held (b)	No.(a)	as a % of Total shares held (b)		
(1) Indian																		
(A) Individuals / Hindu Undivided Family																		
SANDEEP SURENDRAKUMAR BADJATIA	ABUPB3068N		1247799	0	0	1247799	35.74	0	0	0	0	35.74	0	0.00	0	0.00	1247799	
(B) Central Government / State Government(s)																		
(C) Financial Institution / Banks																		
(D) Any Other (Specify)																		
BODIES CORPORATE																		
IMPACT PROJECTS AND CONSULTANTS PRIVATE LIMITED	AADCB3537F		665971	0	0	665971	19.08	0	0	0	0	19.08	0	0.00	0	0.00	665971	
<b>Sub Total (A)</b>		<b>2</b>	<b>1913770</b>	<b>0</b>	<b>0</b>	<b>1913770</b>	<b>54.82</b>	<b>0</b>	<b>0</b>	<b>0</b>	<b>0</b>	<b>54.82</b>	<b>0</b>	<b>0.00</b>	<b>0</b>	<b>0.00</b>	<b>1913770</b>	
(2) Foreign																		
(A) Individuals (Non Resident Individuals / Foreign Individuals)																		
(B) Government																		
(C) Institutions																		
(D) Foreign Portfolio Investor																		
(E) Any Other (Specify)																		

*[Handwritten Signature]*  




Category (i)	Category of shareholder (ii)	Nos. of shareholders (iii)	No. of fully paid up equity shares held (iv)	No. of partly paid up equity shares held (v)	No. of shares underlying Depository Receipts (vi)	Total nos. shares held (vii)	Shareholding as a % of total no. of shares (calculated as per SCRR, 1957) (viii)	Number of voting rights held in each class of securities			No. of Shares Underlying Outstanding convertible securities (including Warrants) (x)	Shareholding as a % assuming full conversion of convertible securities (as a percentage of diluted shares capital) (xi)	Number of Locked in shares (xii)		Number of Shares Pledged or other wise encumbered (xiii)		Number of equity shares held in dematerialized form (xiv)
								No of Class Eq. Share	Voting Class Eq. Share	Rights Total			Total as a % of (a+b+c)	No. (a)	as a % of Total shares held (b)	No. (a)	
(A)	Promoter & Promoter Group	2	1913770	0	0	1913770	54.82	0	0	0	0	54.82	0	0.00	0	0.00	1913770
(B)	Public	213	1577430	0	0	1577430	45.18	0	0	0	0	45.18	0	0.00	0	0.00	0
(C)	Non Promoter Non Public	0	0	0	0	0	0.00	0	0	0	0	0.00	0	0.00	0	0.00	0
(C1)	Shares underlying DRs	0	0	0	0	0	0.00	0	0	0	0	0.00	0	0.00	0	0.00	0
(C2)	Shares Held by Employee Trusts	0	0	0	0	0	0.00	0	0	0	0	0.00	0	0.00	0	0.00	0
<b>GRAND TOTAL :</b>		<b>215</b>	<b>3491200</b>	<b>0</b>	<b>0</b>	<b>3491200</b>	<b>100.00</b>	<b>0</b>	<b>0</b>	<b>0</b>	<b>0</b>	<b>100</b>	<b>0</b>	<b>0.00</b>	<b>0</b>	<b>0.00</b>	<b>1913770</b>



### Format of holding of specified securities

- 1.0 Name of Listed Entity: PARAG FANS AND COOLING SYSTEMS LTD.  
2.0 Scrip Code/Name of Scrip/Class of Security :- 0  
3.0 Share Holding Pattern Filed under: Reg. 31(1)(a)/Reg. 31(1)(b)/Reg. 31(1)(c)  
a. If under 31(1)(b) then indicate the report for Quarter ending 30/12/2017  
b. If under 31(1)(c) then indicate date of allotment/extinguishment  
4.0 Declaration: The Listed entity is required to submit the following declaration to the extent of submission of information:-

	Particulars	Yes	No
1	Whether the Listed Entity has issued any partly paid up shares?		NO
2	Whether the Listed Entity has issued any Convertible Securities or Warrants?		NO
3	Whether the Listed Entity has any shares against which depository receipts are issued?		NO
4	Whether the Listed Entity has any shares in locked-in?		NO
5	Whether any shares held by promoters are pledge or otherwise encumbered?		NO

\* If the Listed Entity selects the option 'No' for the questions above, the columns for the partly paid up shares, Outstanding Convertible Securities/Warrants, depository receipts, locked-in shares, No of shares pledged or otherwise encumbered by promoters, as applicable, shall not be displayed at the time of dissemination on the Stock Exchange website. Also wherever there is 'No' declared by Listed Entity in above table the values will be considered as 'Zero' by default on submission of the format of holding of specified securities.

- 5.0 The tabular format for disclosure of holding of specified securities is as follows:-